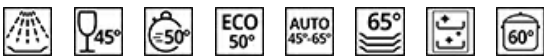


DWAU6315X4



Product Family	Dishwashers
Commercial width	60 cm
Commercial height	82 cm
Installation	Under counter built-in
N° baskets	3, Flexi
Motor	Inverter
EAN code	8017709366520

Programs



N. of programmes	8	ECO	Yes
Washing temperatures	45, 50, 65, 70, 75 °C	Auto sensor 45-65	Yes
Soak	Yes	Mix	Yes
Crystal	Yes	Self clean	Yes
Express 50°	Yes	Intense 60°	Yes

Options



Delay timer option	Up to 24 hours	Crystal option	Yes
Extreme option	Yes	Sterilise option	Yes

Baskets



Basket colour	Grey	Largest loadable dish in upper basket	25,0 cm
Basket components colour	Grey	Lower Basket	With 4 foldable racks
Handle	In plastic with stainless steel insert on upper and lower basket	Lower basket with anti-drip inserts	Yes
Upper Basket	With central fixed racks	Largest loadable dish in lower basket	30,0 cm
Height adjustment of the upper basket	On two levels (4 cm)		

Colour Inner Components

Grey handles, Grey pastic plate for regulation second basket on three levels, Green Orbital

Technical Features

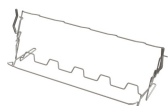


Width (mm)	598 mm	Max water hardness	100°fH;58°dH
Depth (mm)	570 mm	Drying system	Natural condenser drying, with Dry Assist + automatic door opening system at the end of the cycle
Product Height (mm)	818 mm	Steam protection	In plastic
Controls	Electronic	Child safety system (door lock)	Yes
Display	Delayed start, Programme time indicator, Time to end indication	Child safety system (door lock)	Yes
Programme graphics	Symbols	Tub material	Stainless steel
On/off indicator	Yes	Filter	Stainless steel
Rinse aid indicator	Light	Concealed heating element	Yes
End of cycle indicator	Led on display, with acoustic signal	Hinges	Self balancing with fixed hinges
Auto switch-off	Yes	Min. and max plinth height	100 - 170 mm
Washing system	Standard	Adjustable feet	7 cm, from 820 to 890 mm
Washing system (technical)	Alternate	Insulation level	Medium
Door opening system	Yes	Additional gaskets	Yes, with stainless steel plate
Third spray arm	Single	Back cover	Yes
Flood protection system	Total Acquastop	Depth of dishwasher with open door (mm)	1146 mm
Water supply	Single; cold/hot water max. 60°C - energysave with hot water up to 35%	Back feet adjustable from front	Yes
		Top cover	In plastic

Electrical Connection

Connected power	1800 W	Type of connection	Single-phase
Current	10 A	Power supply cable length	140 cm
Voltage	220-240 V	Plug	(I) Australia
Frequency (Hz)	50 Hz		

Compatible Accessories



KITGH

Kit glass holder. It has to be fitted on the first basket but only if there are foldable racks



KITPL60FABN

Toekick Kit in Black colour with adjustable height. Can be fitted over all the fully integrated and underbench models with Fixed Fulcrum. Can be installed also on the models with variable fulcrum or flexifit hinges.



KITPLV2

Kit extension for dishwasher and washing machine: lenght mt. 2



KITPL60FABB





















Toekick Kit in White colour with adjustable height. Can be fitted over all the fully integrated and underbench models with Fixed Fulcrum. Can be installed also on the models with variable fulcrum or flexifit hinges.



KITPL60FABX

Toekick Kit in Stainless Steel with adjustable height. Can be fitted over all the fully integrated and underbench models with Fixed Fulcrum. Can be installed also on the models with variable fulcrum or flexifit hinges.

Symbols glossary

 To improve the drying of dishes without leaving stains.	 Child lock: some models are fitted with a device to lock the programme/cycle so it cannot be accidentally changed.
 82 cm high	 Delay Timer: Option to postpone the start of the desired programme by up to 24 hours in order to programme the dishwasher to run at the desired time.
 Smeg's evolution towards more intelligent and eco-friendly models has led to the choice of Inverter technology, which significantly reduces consumption.	 Noise Level: Excellent insulation and special devices keep noise to a minimum.
 Auto 45°- 65°: The auto programme regulates the length of a cycle depending on the need for a pre-wash and the number of rinses required.	 Crystals: The Crystals programme is dedicated to delicate dishes such as glasses and china.
 Eco: Eco, this economic wash programme uses a low amount of water and energy in order to provide the most environmentally friendly cleaning option.	 Mix: The Mix programme is suitable for mixed crockery and everyday pots and pans, without any particular incrustation.
 Soak programme: The soak programme provides a rinse to prevent dirt from drying.	 14 place settings: Number of place settings.
 Total Acquastop: In addition to the partial Acquastop protection present in all Smeg dishwashers, some models have an electronic device fitted to the water intake hose, which monitors water levels in the machine, detects leaks in the hose and switches off the water supply immediately when necessary.	 System WaterSave ensures the best washing results with minimal water consumption depending on the model of dishwasher.
 A quick programme suitable for washing a load with fresh and light soil.	 Dishwasher cleaning cycle. The cycle should be started with the machine empty, without dishes. It is recommended to run the program every 2-3 months, using special dishwasher detergents.
 This option provides special care for a delicate load. It prevents rapid changes in the wash temperature of the selected programme and reduces it to 4	 Programme suitable for washing and drying heavily soiled items with encrusted residues.
 Option which improves the washing results of the selected programme. It increases the wash temperature and duration.	 Option which provides better cleaning results by keeping the temperature between 65 and 70°C for at least 10 minutes during the last rinsing phase.